



ALUMINIUM PATIO
SLIDING DOORS


EZISLIDE



CONTENTS

WHY CHOOSE EZISLIDE SLIDING DOORS?	1
EZISLIDE 47	2
EZISLIDE 20	4
EZISLIDE 25	6
EZISLIDE PLUS	8
BESPOKE COLOUR RANGE	10
LOCKS	12
HARDWARE	13

WHY CHOOSE EZISLIDE SLIDING DOORS?

The Ezislide system aims to be the best in the industry, striving to meet the needs of the ever changing retail and trade customers.

When you order your sliding patio doors you won't be waiting for ages for your delivery thanks to our continued investment in state-of-the-art machinery to help maintain our signature speedy lead times.

Joining our line up of specialist equipment is our new AL220 cutting and machining centre, capable of handling all sawing, milling, drilling and marking operations on a single platform. Thanks to an intelligent computer control system and powerful servo motors, it can work quickly and precisely, and is easily operated with a 15-inch touch screen.

In the years to come it will enable us to make more outstanding aluminium patio

and bi-fold doors, even more quickly and efficiently.

By purchasing a whole array of state-of-the-art manufacturing equipment, we've quickly been able to become a ground-breaking business in british fenestration.



EZISLIDE 47

This sliding system, available both in-line slider and lift & slide versions, becomes an ideal solution for closing large spans. It presents modern aesthetics in straight lines, a reduced interlock section and large glazed surfaces that ensure bright and comfortable areas, due to its thermal and acoustic performance.

KEY FEATURES

- **U-value (I)**
As low as
Uw from 1.2 (W/m²K)
- **Acoustic insulation**
Rw up to 40 dB
- **Air permeability**
Class 3* / 4**
- **Water tightness**
Class 7A
- **Wind resistance**
Class C5* / C2**
- **Security test**
PAS24

Double glazing
Ug=1.0 / Triple glazing Ug=0.7
(I) Two sashes 5m x 3m



In-line/Lift
and slide
versions

36mm
glazing
capacity

Adjustable
wheels

THE PROFILE

- **Sightlines**
Double track 120mm or 125mm,
triple track 185mm or 190mm
- **Polyamide Strip Length**
20-25mm
- **Profile Thickness**
Door 1.5mm
- **Glazing**
Max. 36mm, Min. 26mm
- **Maximum Sash Dimensions**
Width (L) 2500mm, Height (H) 3000mm
- **Maximum Sash Weight**
Slide 280 Kg
Lift & Slide 300 Kg

Consult maximum weight and dimensions
according to typologies

IN-LINE SLIDER




LIFT & SLIDE

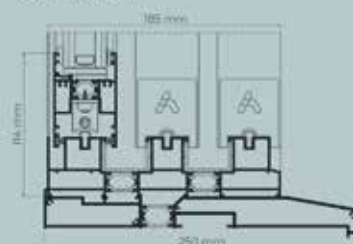


DRAINAGE SOLUTIONS

Hidden Drainage



250 mm Subcill





EZISLIDE 20

Thermally broken minimalist sliding system that provides maximum luminosity with a minimal aluminium interlock profile.

It has an elegant design only 20mm sightline and offers the possibility of an inlaid closing system and of hiding the frame along the perimeter.

Possibility of locking system in the interlock, thus allowing the concealment of the sashes in the frame from a frontal view.

Possibility of embedded locking system which facilitates the sashes crossing.

KEY FEATURES

- **U-value**

As low as
Uw from 1.0 (W/m²K)

- **Acoustic insulation**

Rw up to 41 dB

- **Air permeability**

Class 4

- **Water tightness**

Class 7A

- **Wind resistance**

Class C5

- **Security test**

PAS24

Reference test 1.23 x 1.55m /
1 sash + 1 fixed light



THE PROFILE

- **Sightlines**

Frame depths 116 / 182mm, 3 rails
Sash depth 37mm, interlock 20 mm

- **Polyamide Strip Length**

16-24mm

- **Profile Thickness**

Door 1.7mm

- **Glazing**

Max. 30mm, Min. 26mm

- **Maximum Sash Dimensions**

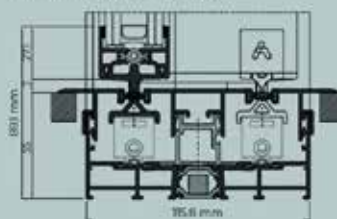
Width (L) 2500mm, Height (H) 3000mm

- **Maximum Sash Weight**

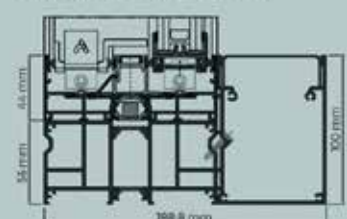
320 kg

Consult maximum weight and dimensions
according to typologies

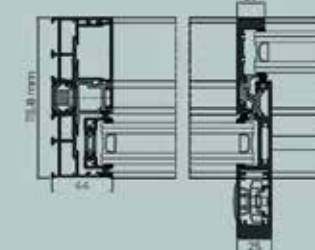
HIDDEN TRACK SOLUTION



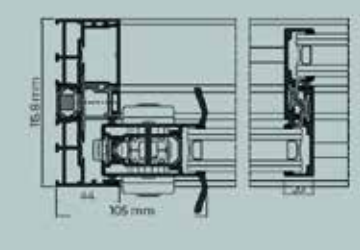
BESPOKE DRAINAGE SOLUTION



INTERLOCK HANDLE



DOUBLE TRACK





EZISLIDE 25

The greatness of minimalism is reflected in this sliding system of large dimensions with sashes of up to 4 meters, interlock sightline of only 25mm and frames embedded in the perimeter, allowing for a glazed surface of up to 94%.

It has a maximum glazing capacity of 56mm, offering excellent thermal and acoustic performances.

Available with manual (up to 400 kg) or motorized (up to 700kg) opening system.

Additionally, accessibility is favoured by the possibility of hiding the rail and even integrating it fully into the floor.

KEY FEATURES

- **U-value**

As low as
Uw from 1.0 (W/m²K)

- **Acoustic insulation**

Rw up to 43 dB

- **Air permeability**

Class 4

- **Water tightness**

Class 7A* / 9A**

- **Wind resistance**

Class C3* / C4**

- **Security test**

PAS24

Double glazing Ug=1.0 /

Triple glazing Ug=0.5

Wind resistance:

* Reference test balcony

4.00 x 3.00m / 2 sashes

** Reference test balcony

4.00 x 3.00m / 1 sash

+ 1 fixed light



THE PROFILE

- **Sightlines**

Frame depth 180mm / 278mm 3 rails
Sash depth 69mm, Interlock 25mm

- **Polyamide Strip Length**

Frame 40mm

Sash 18 / 32mm

- **Profile Thickness**

Door 2.0mm

- **Glazing**

Max. 56mm, Min. 36mm

- **Maximum Sash Dimensions**

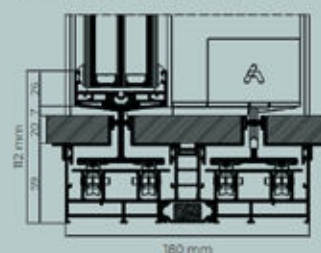
Width (L) 4000mm, Height (H) 4000mm

- **Maximum Sash Weight**

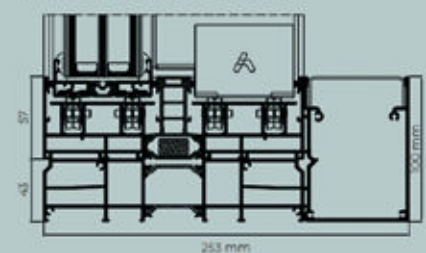
400 kg Manual, 700 Kg Motorized

Consult maximum weight and dimensions
according to typologies

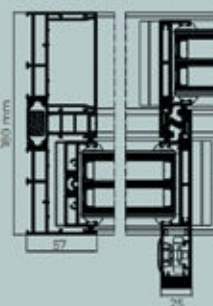
HIDDEN TRACK SOLUTION



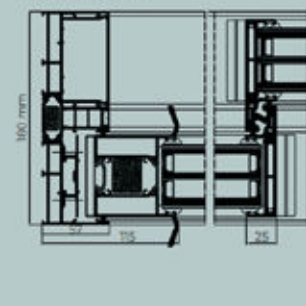
BESPOKE DRAINAGE SOLUTION



INTERLOCK HANDLE



DOUBLE TRACK



The background image shows a modern building with large glass sliding doors. The doors are dark-framed and reflect the outdoor environment. A wooden deck is visible in the foreground, and a wicker chair is partially visible on the left. The sky is overcast, and the reflection in the glass shows an outdoor patio area with a large umbrella and some furniture.

EZISLIDE PLUS

This adaptable system is suitable for use as either sliding commercial entrances where large opening apertures are required, or as dynamic residential sliding doors that maximise light and give stunning unimpeded views.


Ezislid Plus is available both in-line slider and lift & slide versions, both profiles have been designed to improve both strength and weather resistance.

All main sections feature an extended polyamide thermal break that allows Ezislid Plus to achieve a U-Value as low as 1.1 with the suitable gas sealed unit.

KEY FEATURES

- **U-value**
As low as 1.1 W/m²K
- **Air permeability**
Class 3, 600Pa
- **Water tightness**
Class 7a, 300Pa
- **Wind resistance**
Class AE, 2400Pa
- **Dual colour**
Yes
- **Security**
Multipoint locking

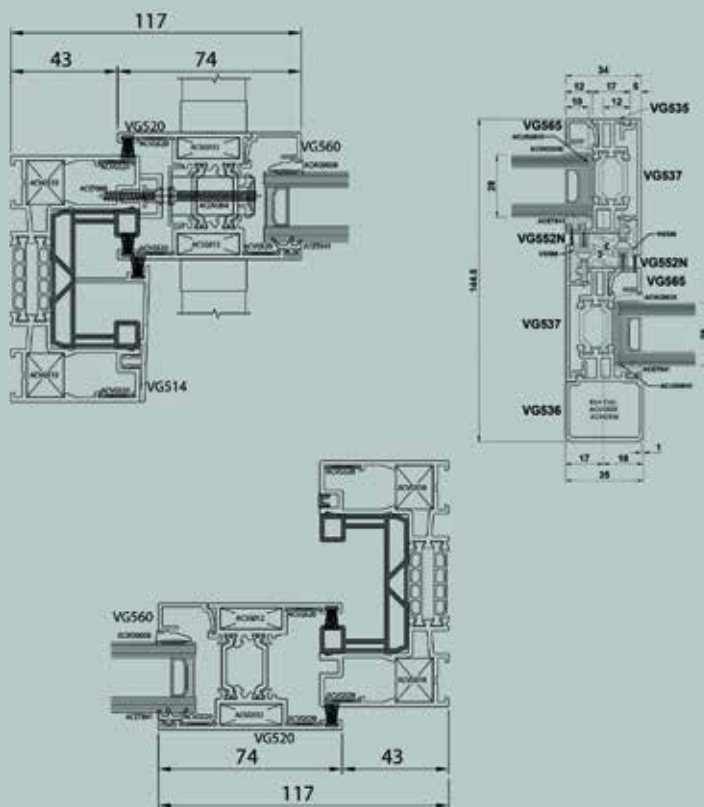
Ezislide Plus doors are available in both single and dual colour in wide choice of standard and non-standard finishes including unique Sensations range of textured colours.



THE PROFILE

- **Frame width**
53mm
- **Frame depth**
100mm
- **Glazing**
38mm double or triple glazed sealed units
- **Maximum sash weight**
250kg
- **Maximum sash height**
2500mm
- **Maximum sash width**
Within above limitations

Auto slide opening mechanisms sold separately




BESPOKE COLOUR RANGE


We have over 150 different RAL colours to choose from, so you can be sure you'll find a colour that suits you.




STANDARD COLOURS



ANTHRACITE GREY



BLACK

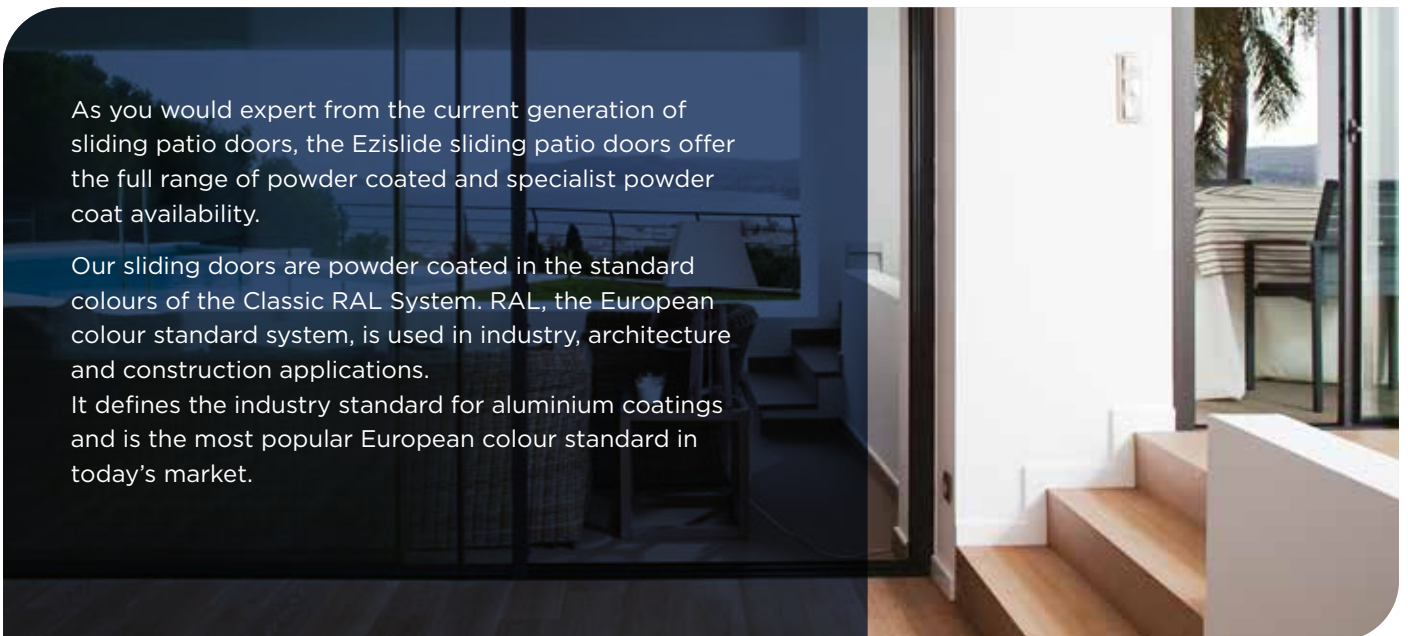


WHITE

As you would expect from the current generation of sliding patio doors, the Ezislide sliding patio doors offer the full range of powder coated and specialist powder coat availability.

Our sliding doors are powder coated in the standard colours of the Classic RAL System. RAL, the European colour standard system, is used in industry, architecture and construction applications.

It defines the industry standard for aluminium coatings and is the most popular European colour standard in today's market.





UNLIMITED COLOUR RANGE

Our sliding doors are available in a multitude of all RAL colours and also dual colours so you can have one colour for outside and a different colour for inside. The most popular bi-fold door RAL colours are grey, black and white - although there are 200 colours listed on the RAL chart that cover the whole spectrum.



LOCKS

Because of the importance of security, it is always a major design priority for our sliding patio doors.

- Maximum security: locking with inside and outside keys
- Integration of the locking system within the profiles, with a minimalist aesthetic
- It allows for until 4 locking points (mushroom security cams)
- Regulation system for the lock's tightness



HARDWARE

The handles are used constantly, without a second thought, so the handles on a sliding door have to be strong and reliable and ready to withstand the years of use that they will receive.



Ezislide 47



Ezislide Plus



Ezislide 20

Ezislide 25



Ezislide Plus

Our sliding door handles are made with our customary care and dedication; our handles are modern, with elegant styling whilst mixing a balance between their strength, sleek design and flawless functionality.

- Minimalist and straight aesthetic
- Total adaptability to the transmission box and with the multi-lock system
- Available in door version

