

THE CHIGWELL WINDOW CENTRE COLLECTION



Chigwell
WINDOW CENTRE PLC
PART OF THE CHIGWELL GROUP PLC



INTRODUCTIONS TO PRODUCT GROUPS

WINDOWS

Discover Chigwell Window Centre's PLC's expertly crafted windows, available in both uPVC and aluminium, offering a perfect blend of elegance, performance, and versatility. From classic to contemporary styles, including industrial, heritage, and Art-Deco designs, our windows are precision-made to suit properties of any age or architectural style. With slimline profiles, a choice of sightlines, and virtually endless colour options, each window is tailored to enhance your home's character while delivering outstanding quality and durability.

DOORS

Enhance your home with Chigwell Window Centre's PLC's entrance doors, designed to suit every need, from stylish side and back doors to first-floor Juliet balcony doors. Available in uPVC or aluminium, these doors come in flush contemporary designs or the iconic steel look, combining beauty with safety, security, and everyday reliability. Thoughtfully crafted with accessibility and family living in mind, our entrance doors deliver exceptional performance while seamlessly complementing any property.

BIFOLD DOORS

Chigwell Window Centre's PLC's aluminium bifold doors transform your home with natural light and seamless indoor-outdoor living. Perfect for renovations, extensions, or new builds, our bespoke doors feature ultra-slim profiles in contemporary, classic, or iconic steel-look designs. Made-to-measure in a range of finishes and colours, they complement any style while offering stunning garden views and modern open-plan living. Stylish, functional, and versatile, they're the ideal choice to enhance any space.

SLIDING DOORS

Chigwell Window Centre's PLC's aluminium sliding doors promise breathtaking views and sleek, modern style. Designed to suit any home, our extensive range includes everything from ultra-slim minimalist sliding doors to elegant classic or modern patio doors. Designed for compact spaces or expansive sliding glass walls, our precision made sliding doors are smooth sliding, reliable, safe, secure and with stunning aesthetics. Bring elegance, natural light, and effortless functionality to your home.

GLASS ROOFS AND ROOFLIGHTS

Bring in light from above. Our advanced roof lanterns and wide skylights suit flat roofs or bespoke pitched glass roofs for extensions. Luxury, sophistication and a new all-year-round glass room. Expertly engineered using reinforced aluminium with ultra-slim sightlines, our glass roofs are powder-coated to match your doors and windows for a seamless, stylish finish. Whether enhancing a flat roof or completing these durable, bespoke solutions bring elegance, natural light, and modern sophistication to your home.

FRONT DOORS

Striking design with exceptional performance, offering the perfect entrance to any home. Available in a range of styles, classic or modern, our doors are crafted for beauty, security, and durability. With bespoke options for colours, finishes, and accessories, each door is tailored to complement your home's character while providing outstanding thermal efficiency, weather resistance, and peace of mind. Expertly designed and fitted, our front doors make a bold statement that blends elegance with everyday practicality.

STEEL LOOK

Our iconic steel-look windows and doors capture the timeless elegance of period metal designs with ultra-slim profiles and modern performance. Our range includes windows, doors, bifold doors, and internal screens, all crafted from high-performance aluminium for exceptional durability, thermal efficiency, and low maintenance. Combining classic aesthetics, period features, desirable looks and modern functionality, these bespoke windows and doors transform interiors and exteriors alike, creating stunning spaces filled with light and style.

CONTENTS

WELCOME	2
MEET THE TEAM	3
SHOWROOM INSPIRATION	4
MANUFACTURING EXCELLENCE	6
WINDOWS	
SMART 400 WINDOWS	8
REHAU WINDOWS TOTAL 70S	10
LAYLA FLUSH-FIT WINDOWS	12
HERITAGE WINDOWS	14
BIFOLD DOORS	
EZIFOLD 1000	16
EZIFOLD PLUS	18
EZIFOLD HERITAGE BIFOLD DOORS	20
SLIDING DOORS	
EZISLIDE 20	22
INVISOGLIDE	24
DOORS	
COMPOSITE DOORS	26
LAYLA FLUSH DOORS	28
REHAU DOORS	30
HERITAGE DOORS	32
ATTLAS SIGNATURE DOORS	34
ATTLAS DESIGNER DOORS	36
SPITFIRE DOORS	38
GLASS ROOFS AND ROOFLIGHTS	
LANTERN ROOFS	40
FLAT ROOFLIGHTS	42
INTERNAL DOORS AND SCREENS	
ALUSPACE	44



WELCOME

Welcome to Chigwell Window Centre PLC. Our company is passionate about helping you achieve your dream home. Expertly crafted products, dedication to providing the finest windows and doors, the best product quality and a first-class personal service, is our promise to you. My team and I want to help you create a space that genuinely reflects your lifestyle and aspirations - whether that means hosting friends and family, unwinding after a busy day, or simply enjoying your home, patio or garden. I'm proud to say that this dedication has seen Chigwell Window Centre PLC grow into a market leader the London and Home Counties. This success is a testament to the dedication of our skilled team, who share my vision for delivering innovative design, meticulous craftsmanship, and reliable, friendly service to every customer.

On behalf of everyone at Chigwell Window Centre PLC, thank you for considering us for your home improvement needs. We look forward to helping you transform your living space into the home you've always wanted.



Dean Floyd
CEO



MEET THE TEAM

Meet the management team behind Chigwell Window Centre PLC.
We are all dedicated to ensuring your property project runs smoothly with an end result you'll be delighted with.



Ammu Singh
Managing Director



Sunny Attlas
Managing Director



Monu Singh
Production Director



Martin Devlin
Commercial Director



Wayne Grant
Operations Director



Olivia Crowley
Marketing & Media Manager



Joe Perkins
Technical Manager



Kevin Cornwall
Brand Development Manager



Katie Attlas
Office Manager



Tia Brien-Bonass
Accounts Manager



Julie Flageul
PA to the CEO & Directors

SHOWROOM INSPIRATION

Step into our luxuriously appointed showrooms - the perfect place to experience our incredible collection of products. Outstanding quality, craftsmanship, and expertise that define Chigwell Window Centre PLC and ensure you get the perfect new windows and doors.



Chigwell Window Centre PLC showrooms are sumptuously appointed to give you an inspired, refined and unique experience. A warm welcome awaits you in a relaxed, no-pressure environment, where you are free to browse, try out our products, and ask any questions. Our staff are all fully trained in our entire product range, including technical specifications, Building Regulations, safety, security and functionality.

Every product in our showrooms is manufactured at full sizes, so you can try them out and visualise exactly how they will work in your home. From low tracks on your new bifold and sliding doors, fire-escape and easy-clean facility on our windows, even the latest automation and technology. And there's a full range of colours, accessories, glass types and options, to make your new windows and doors uniquely yours.

MANUFACTURING EXCELLENCE

We are incredibly proud to be one of the few companies in the London Area that manufactures our own products. Your new windows and doors: Made, fitted and guaranteed by us, for you.

At Chigwell Window Centre PLC, we manufacture our own windows and doors in-house. By managing every stage of production ourselves, from design to installation, we maintain complete control over quality, craftsmanship, and performance. Exacting standards before your new windows and doors leave the factory.

Manufacturing our products directly also means there's no middleman, keeping prices competitive and delivery times consistent. Only a fraction of the thousands of UK window companies actually create their own products. You'll receive the best, and most technically superior products at the best possible value.

Our state-of-the-art facilities across several sites in London and Essex and dedicated teams allow us to turn innovative products and your ideas into reality. Premium-grade materials, advanced glass and hardware, made with attention to detail and hand-finished. Every item is tailored to match your vision.

Because we take care of everything in-house, we can stand firmly behind each product with complete confidence. From initial concept and design, to installation and aftercare, you'll benefit from a seamless experience and a focus on quality that has become the hallmark of Chigwell Window Centre PLC.

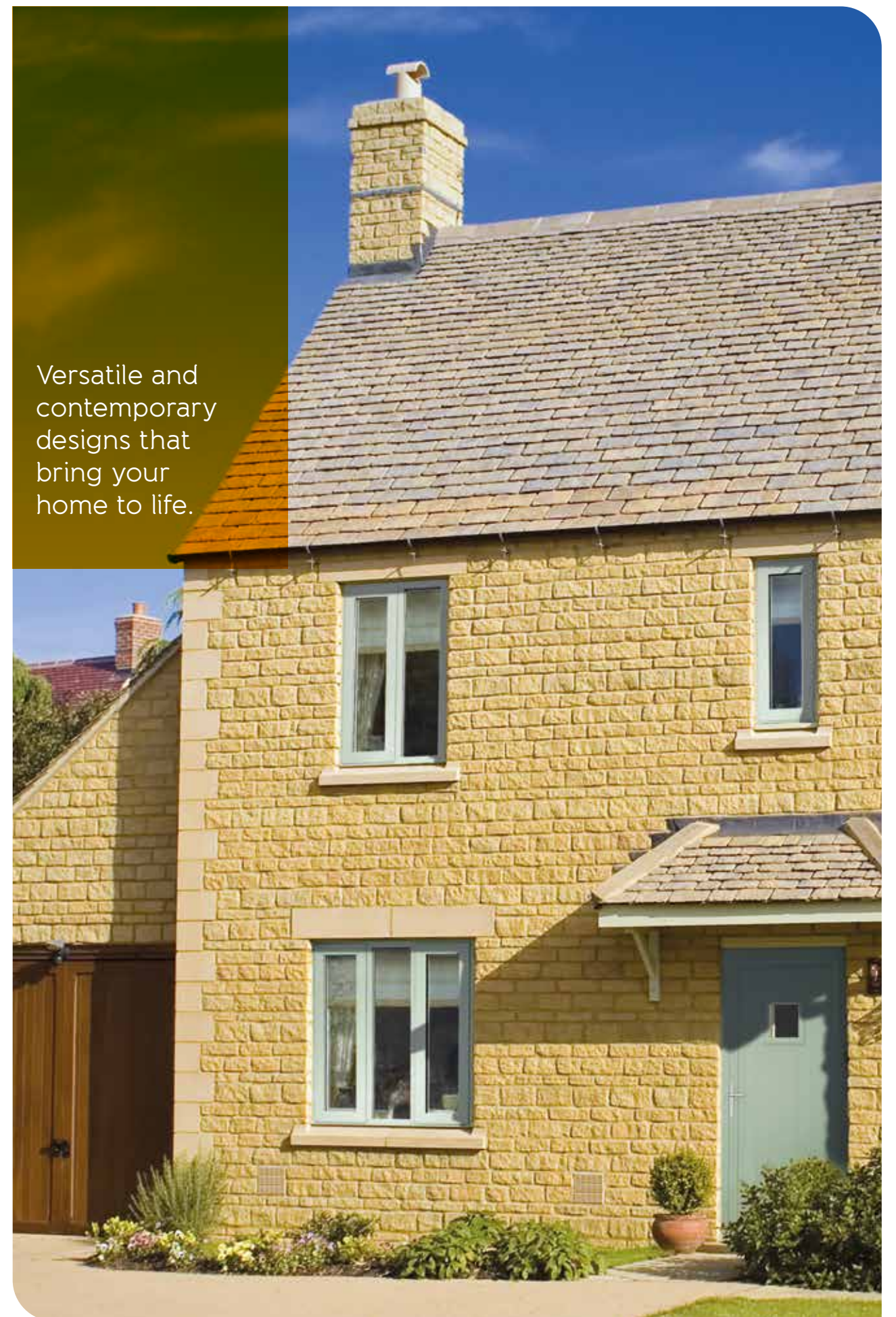


SMART 400 WINDOWS

Smart 400 Windows excel in style, performance and value. Latest generation windows, from premium-grade aluminium, professionally applied colour finishes, quality glass and designer window hardware.

Made and fitted by us, Smart 400 Windows are all about style, performance, and value - combining a sleek, modern look with advanced thermal technology to help keep your home cosy and energy-efficient. Choose from contemporary or traditional designs, in a wide range of configurations, from classic casements to tilt and turn, and even heritage-inspired options. Matching doors are also available to complete the look.

With over 200 RAL colours and various finishes, you can perfectly match your home's personality. Plus, robust construction and superior security features give you peace of mind that your windows aren't just beautiful, but built to last. It's the ultimate blend of form and function.





Flawless frames,
stunning views -
windows that
transform
homes.

REHAU WINDOWS TOTAL 70S

Enhance your home with our versatile REHAU Windows, designed to suit both traditional and contemporary styles.

From sleek fixed windows to elegant casements, practical tilt-and-turn designs and elegant bay windows. We make your new REHAU windows bespoke to you in your size, standard, foiled, or textured colours, to virtually any design and choice of handles and glass. Our windows offer safe, secure, energy efficient and above all, beautifully crafted windows for every home.

Designed to make life easier, they require minimal upkeep while delivering exceptional performance. With industry-leading energy efficiency and acoustic insulation, these windows help reduce heating costs and create a quieter, more relaxing home. Tested to the highest standards for security and weather resistance, REHAU windows provide peace of mind, keeping your home safe, comfortable, and effortlessly stylish no matter the season.

Beyond their elegance, REHAU PVCu Windows create a more comfortable and better looking home, with outstanding quality craftsmanship and attention to detail.



LAYLA FLUSH-FIT WINDOWS

Layla Flush-Fit Windows offer a seamless blend of modern style and advanced functionality, making them the perfect choice for homeowners seeking both elegance and performance.

Designed with a sleek flush sash that sits perfectly in line with the outer frame, these windows deliver a clean, contemporary look that complements any property. With a choice of fully welded, mechanical, or MechWeld joints, every detail is tailored for a flawless finish, offering both aesthetic appeal and long-lasting quality.

More than just beautiful, Layla Flush-Fit Windows provide exceptional benefits for modern living. Enjoy enhanced thermal efficiency with an A-rated performance to reduce heating costs, superior noise reduction for a peaceful home, and robust security accredited to PAS24 standards for added peace of mind. Virtually maintenance-free and designed to withstand the elements with top-rated weather performance, these windows combine timeless style with effortless functionality - giving you the perfect finishing touch to your home.



Versatile and contemporary design that complements any modern architectural style.



HERITAGE WINDOWS

The iconic steel-look with the benefits of modern, secure and thermally-efficient aluminium. Our expertly-crafted Heritage Windows are breathtakingly beautiful with flawless build quality and meticulous attention to detail. There is no better-looking industrial, heritage or Art-Deco Window.


Available in fixed and opening windows, with a choice of glazing bars, frame styles and matching external and internal doors.

The slimmest and best steel-inspired windows.

Elegant, luxurious and timeless.

Ultra slim frames, beautiful stepped sashes, slimline bars all deliver the distinctive and on-trend look. You can personalise your new windows with contemporary or period window furniture, including pear drop and monkey tail handles.

The perfect replacement to dated metal windows or to bring sophistication to any property style.



Luxury, elegance and timeless looks, with outstanding performance.

EZIFOLD 1000

Ezifold 1000 Bifold Doors bring elegance, functionality, and versatility to your home, seamlessly merging indoor and outdoor living. With their expansive glass panels, these bifolds flood your interiors with natural light and create an effortless flow to your garden or outdoor space, making them perfect for entertaining or simply enjoying the view.

Precision-crafted by us, your new bifold doors are designed for style and practicality. The Ezifold 1000 offers smooth, reliable and effortless opening and closing, ensuring years of flawless performance. Whether you're transforming a cosy nook or opening up a large space, your bespoke doors can be tailored to suit any home, with a variety of configurations and slender sightlines to always maximise your view.

Engineered with precision and crafted with care, the Ezifold 1000 combines the best in thermal efficiency, security, and design. Choose your size, colour and configuration. Enhance your doors with privacy, solar-control glass, or integral blinds. Functional everyday doors that make your room feel larger and brighter closed and transform your entire home when open. A statement of luxury and quality.



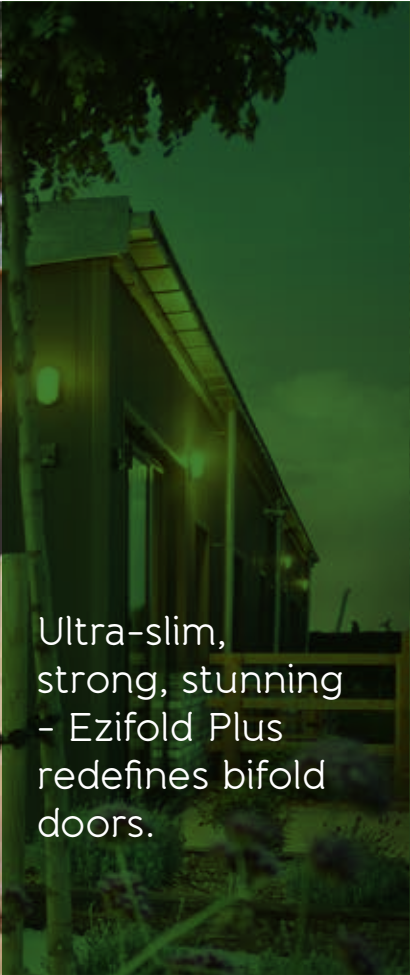
Effortless style, seamless connection – Ezifold 1000 transforms your home.



EZIFOLD PLUS

For when you demand the best bifold door, Ezifold Plus in partnership with Schuco delivers on performance, technical capability and impressive styling.

Our flagship bifold system, is designed for those who want the very best. Featuring ultra-slim sightlines of just 90mm, these doors maximise glass and minimise visible aluminium, creating breathtaking views and a seamless connection between indoor and outdoor spaces. Despite their sleek design, the frames are incredibly strong, allowing for impressively wide panels up to 1500mm and heights exceeding 3000mm - making them perfect for high-end residential and commercial projects. Expertly engineered, Ezifold Plus delivers effortless operation with luxury and sophistication. This stunning bifold door not only enhances your home's style but creates a lasting wow factor.



Ultra-slim,
strong, stunning
- Ezifold Plus
redefines bifold
doors.





EZIFOLD HERITAGE BIFOLD DOORS

Enjoy the best of both worlds with your new patio doors. Ezifold Heritage Bifold Doors combine the iconic steel-look with the benefits and practicality of a sophisticated bifold system.

The slimmest bifold doors with minimalist sightlines, combine with stylish glazing bars to perfectly capture the timeless appeal of traditional heritage doors. Give your home a sophisticated, classic look. Designed for modern living, these bifolds offer ultimate versatility. Opening in or out, folding to the left, right or both sides and even with a practical traffic door that allows everyday access - just like a patio door - without needing to fold back the entire system. When fully opened, the Ezifold Heritage Bifold doors

effortlessly connects your home to your garden, offering seamless transitions with optional flush track and the option for perfectly level internal flooring and external decking or slabs.

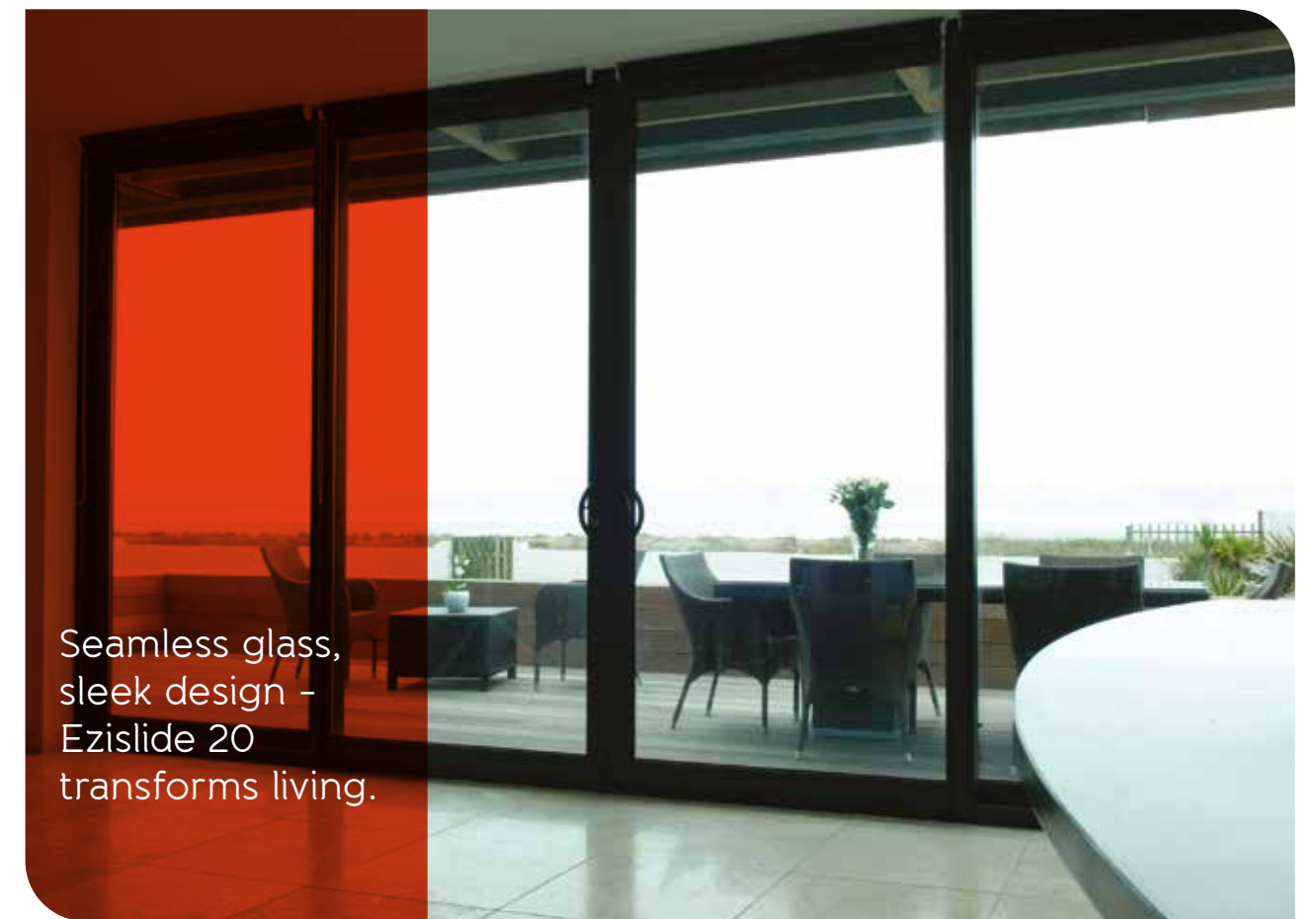
Precision-engineered and expertly crafted by Chigwell Window Centre PLC, Ezifold Heritage Bifold Doors deliver first-class build quality and smooth, effortless operation. From their robust performance to their striking design, these doors are a stunning addition to your home, combining heritage charm with cutting-edge functionality.



EZISLIDE 20

The Ezislide 20 redefines modern living with its stunning glass wall effect, creating a seamless connection between indoor and outdoor spaces.

Designed to suit a variety of projects and budgets, this industry-leading sliding door system offers expansive glass panels, effortless operation, and ultra-slim sightlines that maximise natural light and breathtaking views. Whether you're enhancing a contemporary home or completing a bespoke architectural project, the Ezislide 20 combines style and functionality in perfect harmony. Continuously refined to stay ahead of design trends, it's the ideal choice for those who value elegance, innovation, and a brighter, more open home.





EZISLIDE INVISOGLIDE

Ezislide Invisoglide redefines modern sliding doors with ultra-slim frames and seamless sightlines, creating a near-invisible transition between indoors and out. Designed for maximum glass area and minimal aluminium, it offers an elegant, contemporary aesthetic that enhances any space with uninterrupted views and abundant natural light.

Meticulously crafted and hand-finished in our advanced factories, Ezislide Invisoglide is engineered with advanced bonded glazing, combining strength and security with its ultra-slim 20mm or 26mm interlock options.

The outer frame can be concealed into the aperture, achieving a sleek, flush finish that enhances both aesthetics and functionality. Capable of supporting large glass panels up to 2500mm in height, this system delivers the ultimate in light-filled, modern living.

With exceptional thermal efficiency and high-performance engineering, Ezislide Invisoglide ensures a smooth, effortless sliding motion and outstanding durability. Available in a range of finishes to complement any home or commercial project, this is the perfect choice for those seeking cutting-edge design with superior performance. There is no better slimline sliding door.



Ezislide
Invisoglide -
The Ultimate
Slimline Sliding
Door.



COMPOSITE DOORS

Our Collection of composite entrance doors offers you the ultimate in performance and style.

With Traditional and contemporary styles with a large range of glazing make them ideal for any style of house. Available in a wide range of colours and the option to finish to a RAL colour of your choice. Made from the latest materials to give you a high performing energy and security door ensuring it not only looks good but makes your home safe and secure.



METEOR	GALAXY	SUPER NOVA	CALLISTO	ORION	NEPTUNE	MARS	HALO	ASTRO	CORVUS
SOLAR	HALLEY	SATURN	LUNA	COSMOS	POLARIS	STELLAR	MOONSHINE		



LAYLA FLUSH DOORS

Layla Flush Doors offer sleek, contemporary designs that seamlessly connect indoors and outdoors. Whether you choose a French door or a single door, these flush-fitting, beautifully crafted doors enhance your home with a clean, modern aesthetic. Customisable in finishes like Anthracite Grey, Pearl Grey, and Simply White, they combine stylish design with premium materials and hardware.

Built for daily use, Layla Flush Doors deliver elegance and practicality. Smooth operation makes them a pleasure to use, while robust construction and PAS24-accredited security features ensure peace of mind. French doors provide expansive openings, offering effortless indoor-outdoor living and maximum ventilation. Customisation options like decorative glass and Georgian bars allow you to tailor Layla Flush Doors to your style. They combine

beauty with reliable functionality. Whether making a bold statement or complementing existing windows, they add timeless appeal to any space. Expertly crafted in advanced factories, these doors are durable, low-maintenance, and highly energy-efficient. Designed to reduce noise and withstand the elements, Layla Flush Doors are perfect for creating a stylish door that effortlessly connects you to your outside space.



Open up
your entire
home with
Layla Flush
Doors





REHAU DOORS


REHAU Doors, crafted by Chigwell Window Centre PLC, are designed to make a lasting impression, creating the perfect balance of style, security, and functionality for your home.

Each option combines exceptional craftsmanship with modern performance. Whether you're looking for a classic or contemporary design, REHAU doors offer a wide range of styles and finishes to complement any home.

Not just beautiful, REHAU Doors are engineered for durability, thermal efficiency, and enhanced security, ensuring peace of mind without compromising on design.



Enjoy the charm of traditional aesthetics with modern benefits, like reduced noise and virtually no maintenance. REHAU Doors bring elegance, comfort, and practicality to your home.



Versatile and contemporary design that complements any modern architectural style.

HERITAGE DOORS


Breathe new life into any room and how you view your outside space with our Heritage Doors.

The desirable steel-inspired style, and the slimmest patio doors for your home.

Available as single or French doors, with side panels and fixed glazing, to create gorgeous and elegant patio doors and screening. All are available with a choice of transoms, glass options and accessories.

Your new Heritage Doors promise timeless style, with peace of mind security and energy efficiency.

Your new heritage doors are not only beautiful but functional too. Choose from opening in or opening out, making these doors perfect not just for your patio doors, but side doors, back doors, or even a front door or a heritage porch. Even better, there's the option of standard or low threshold for improved accessibility. Every door is bespoke made to your precise sizes, colour and design. Complete your look with a choice of colours, glass options, contemporary or period door handles.



ATTLAS SIGNATURE DOORS

Atlas Signature Front Doors combine cutting-edge design with exceptional performance to create an entrance that makes a lasting impression.

Designed for the modern family, these aluminium composite doors offer the perfect balance of elegance, durability, and advanced functionality. Whether you're looking for a bold, contemporary statement or a timeless classic, the Signature collection features a stunning range of styles, colours, and accessories, all tailored to help you craft a door that's uniquely yours. Built for security, thermal efficiency, and weather resistance, Atlas Signature Doors provide unparalleled protection while maintaining a flawless, fade-resistant finish. Personalisation is effortless, with options for glazing, handles, and colour-matching to reflect your style and enhance your home's curb appeal. The beauty of an Atlas Signature Door goes beyond its surface. With fade-resistant finishes and low-maintenance materials, these doors maintain their flawless appearance for years to come. Intelligent engineering ensures excellent noise reduction and insulation, creating a quiet, comfortable home no matter the season. And with the ability to customise your door's frame and accessories, you can achieve a seamless, cohesive look that enhances your home's curb appeal.



PORTOBELLO



LANSDOWN



ABBEY



CARNABY



BROADFIELD



ATTLAS DESIGNER DOOR

Atlas Designer Front Doors are the ultimate expression of style and performance, creating a striking first impression for your home.

With an extensive range of designs - from sleek, minimalist chic to timeless elegance - our premium aluminium doors are crafted to complement any style of property. Each door is made to order by skilled British craftsmen, ensuring impeccable quality and meticulous attention to detail, from the hardware and locking mechanisms to the flawless finish.

More than just beautiful, Atlas Designer Front Doors deliver outstanding security, exceptional thermal performance, and weather resistance to keep your home comfortable and protected year-round. Personalise every detail, from colours and finishes to accessories like handles and letterboxes, and even select your preferred security features. With the ability to match any RAL colour and a commitment to excellence, our Atlas Designer Front Doors are not just an entrance - they're a statement.



VICTORIAN



PEMBROKE



GREENWAY



KENSINGTON



AXBRIDGE




SPITFIRE DOORS

Spitfire Front Doors are more than an entrance door - they're a bold statement of style, innovation, and individuality.

Crafted from premium-grade aluminium, each door combines cutting-edge security with striking aesthetics. With over 600 customisable styles, Spitfire doors let you create an entrance that reflects your personality and elevates your property. Designed for those who demand the best, Spitfire doors blend substance and style with advanced features like biometric unlocking and smart-home integration. Capable of reaching 2 metres wide and 3 metres high, these doors are as practical as they are beautiful, offering effortless operation and robust durability.

Equally suited to contemporary or traditional properties, Spitfire doors exude elegance and grandeur. Precision-engineered for longevity, they're available in a range of finishes and styles, allowing you to tailor every detail. Hinged or pivot designs ensure every Spitfire door makes a striking first impression. More than just doors, Spitfire Front Doors are a lasting investment in luxury, performance, and security. Trusted by architects, developers, and discerning homeowners, they're the ultimate choice for those who value quality and a guaranteed wow factor.



Make an unforgettable entrance with bespoke Spitfire Front Doors.



LANTERN ROOFS

Transform your home with the elegance and innovation of a Chigwell Lantern Roof, where light meets style to create a truly stunning space.

Designed to complement any room and perfect with our bifolding or sliding doors, these bespoke glass roofs are engineering masterpieces with premium aluminium and cutting edge glass. Slim, sleek, elegant and looking incredible from inside your room and just as appealing outside, they're the perfect way to make your room larger, taller and filled with natural light. Built for strength, exposure to the elements and timeless style, they are the ultimate solution for transforming your home into a light-filled sanctuary.

Choose from a variety of premium glass options to suit your needs, including solar control glass to minimise heat build-up on sunny days and self-cleaning glass for low-maintenance living. With impressive low U-values, a Lantern Roof also provides excellent thermal efficiency, helping to keep your space cosy in winter and cool in summer.

Designed to stand the test of time, it combines beauty, practicality, and performance to make your dream space a reality and discerning homeowners, they're the ultimate choice for those who value quality and a guaranteed wow factor.



Versatile and contemporary design that complements any modern architectural style.



Light from above,
elegance, and
performance –
Roofs and
Rooflights to
transform spaces.

FLAT ROOFLIGHTS

Bring a touch of modern elegance to your home with our range of Flat Rooflights, designed to flood your space with natural light while maintaining a sleek, minimalist aesthetic.

Highly engineered for the best visual appearance, our bespoke rooflights have the thinnest possible visible frames with expansive glass panels, creating a clean, contemporary look that enhances any room. Perfect for extensions, renovations, or new builds, they seamlessly brighten and elevate your living spaces. Engineered to stand the test of time, they combine style and practicality, bringing light and luxury into your home with every detail designed for lasting impact.

Expertly-crafted and professionally installed, your new flat rooflights make a statement, with their near-frameless appearance inside and smooth, seamless edges outside creating a sleek and unobtrusive look. Crafted for visual impact, they are available in a range of colours, sizes, and configurations, including fixed or opening options, ensuring they perfectly complement your space. Their minimalist design allows the beauty of the glass to take centre stage, creating a stunning focal point that brightens and transforms your home.



ALUSPACE

Crafted with expertise, passion, and meticulous attention to detail, Aluspace transforms the inside of any property with the iconic industrial, steel-inspired, heritage or Art-Deco look.

Your spaces brought to life with space and light. On-trend, with a classic Georgian-inspired design, Aluspace uses the finest aluminium, gorgeous colours and the best in glass. Whether you're looking to divide a living room, create a home office, or enhance an open-plan area, these bespoke doors are the perfect way to achieve elegance and functionality without compromising natural light. Fully customisable, Aluspace offers endless possibilities, from French and pivot doors to fixed screens and bespoke corner configurations. With over 150 RAL colours, glazing bar options, and premium hardware, every detail can be tailored to suit your style, blending aesthetics with practicality effortlessly.

We build your new Aluspace doors to the highest standards, because the inside of your home deserves only the very best. Resistant to everyday wear and tear, these doors maintain their flawless appearance even in the busiest of households or workplaces. Smooth operation and high-quality hardware add to their appeal, making them as practical as they are beautiful. Aluspace redefines interior design by combining functionality with visual impact. Whether dividing a room or creating a standout feature, these doors provide an effortless way to elevate your environment with style and sophistication.



Light, space, and elegance - Smart Systems Aluspace redefines interiors.



THE CHIGWELL WINDOW CENTRE COLLECTION



Chigwell
WINDOW CENTRE PLC
PART OF THE CHIGWELL GROUP PLC

Romford Showroom
9-11 Chase Cross Road,
Collier Row.
RM5 3PJ

Epsom Showroom
11 Castle Parade,
Ewell Bypass, Epsom.
KT17 2PR

Brentwood Showroom
4b Mascalls Lane,
Brentwood.
CM14 5LR

Loughton Showroom
305-307 High Road,
Loughton.
IG10 1AH

Head Office
Aaron House, Unit 8
Hainault Business Centre,
Forest Road, Hainault.
IG6 3JP

Headquarters
Mia House,
6 Centurion Park,
Horsley Cross.
CO11 2NZ

Telephone: 020 8500 4900
www.chigwellwindowcentre.co.uk